

Participate in ZKM live events with the Telegram app

How it works:

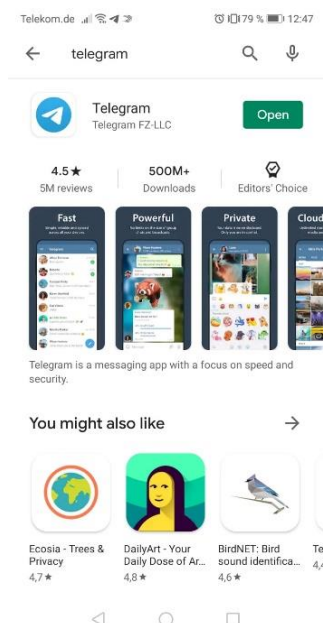
At <http://zkm.de/en/livestream> you can not only follow live ZKM events, but also participate in discussions via Telegram chat.

Install and use the Telegram app

Installation

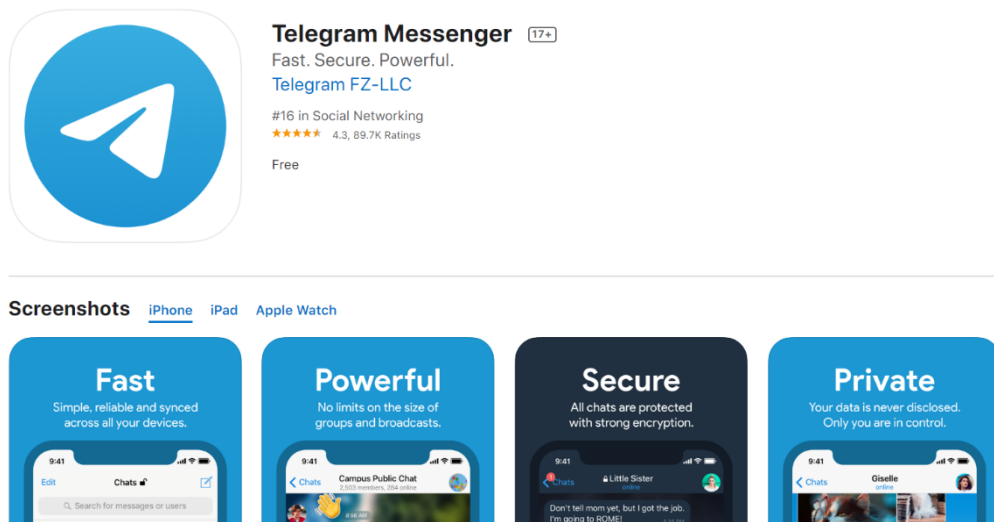
Installation via Android-Smartphone

1. Open the Google Playstore on your smartphone and enter 'Telegram' in the search.
2. Click on 'Install' to download the app.
3. Click on 'Open'.
4. Tap on 'Start Messaging'. Enter your mobile phone number in the field provided. You may also need to enter your country, but it is usually already set.
5. Finally, enter a five-digit login code to verify your account. This code will be automatically sent to you via Telegram or SMS.



Installation via iPhone

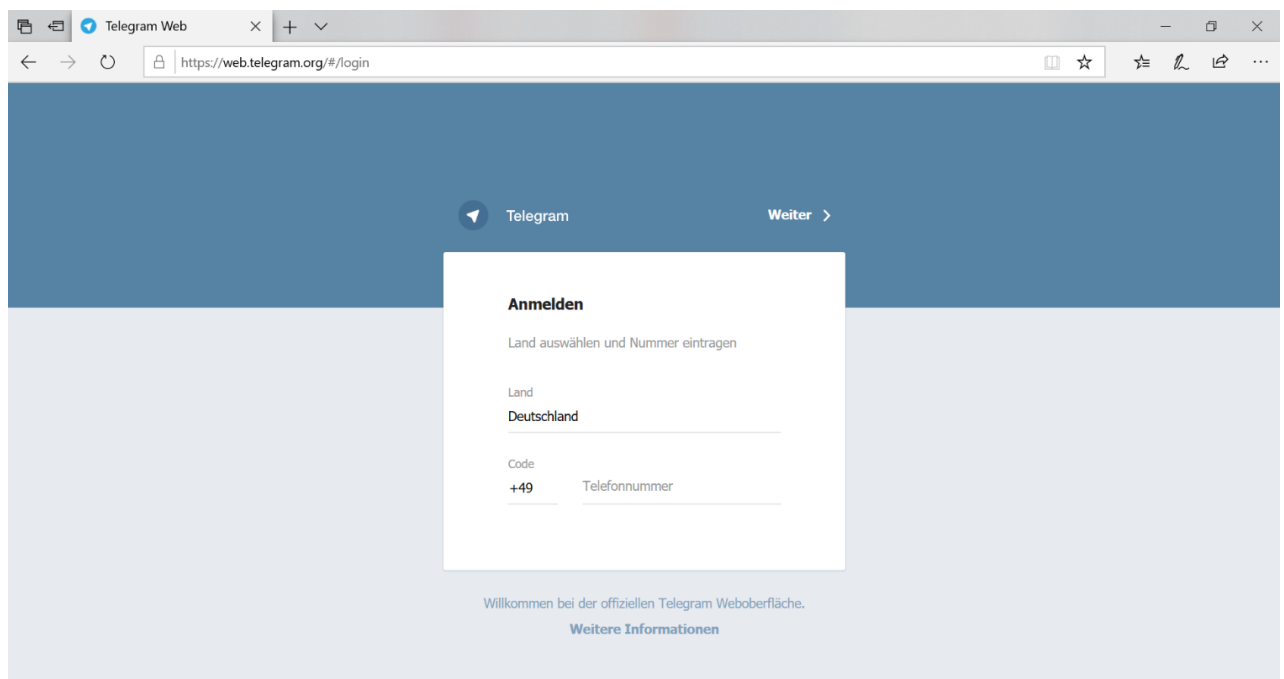
1. Open the App Store on your iPhone and enter 'Telegram' in the search.
2. Click on the download icon to download the app.
3. Click on 'Open'.
4. Tap on 'Start Messaging'. Enter your mobile phone number in the field provided. You may also need to enter your country, but it is usually already set.
5. Finally, enter a five-digit login code to verify your account. This code will be automatically sent to you via Telegram or SMS.



Additional use of Telegram on PC or laptop

After you have installed Telegram on your smartphone, you can also use the app on your PC or laptop:

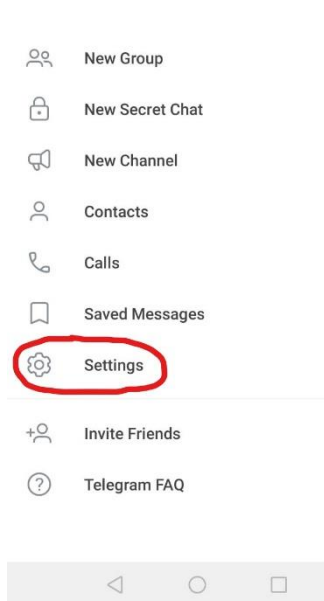
1. Requirement: Telegram App is installed on your smartphone and you are registered with your mobile number.
2. Open the browser and enter as link:
<https://web.telegram.org/>
3. Enter your mobile number in the field provided. You may also be asked to enter your country, but usually the country code is already preset.
4. Enter the five-digit login code to verify your account. This code will be automatically sent to your smartphone.



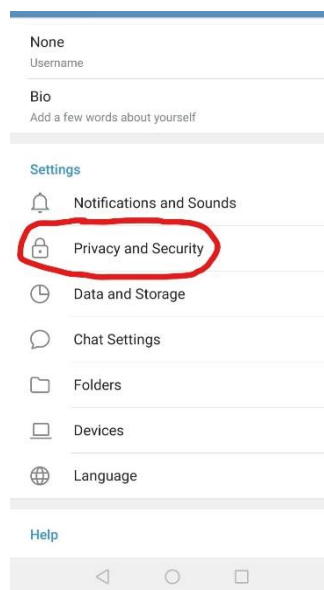
Privacy settings

To edit your privacy settings:

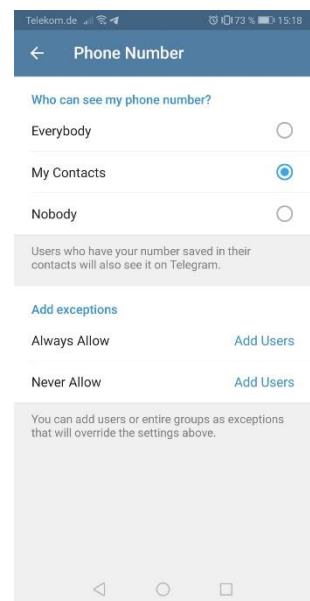
1. Click on the menu and then on 'Settings'.
2. Click on 'Privacy and Security'.
3. Under 'Phone Number' you select who should see your phone number in the app. Select 'My Contacts' if you only want the contacts stored in your smartphone to see your number. If you select 'Everybody', all telegram users can see your number, if you select 'Nobody', your number is hidden for all users.
4. Under 'Profile Photo' you can set whether only the contacts stored in your smartphone or all telegram users can see your profile picture.



1.



2.

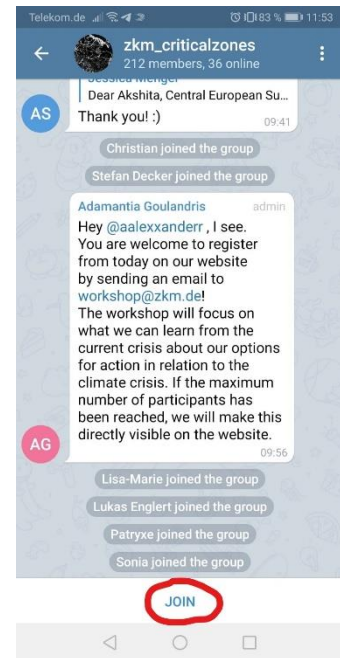
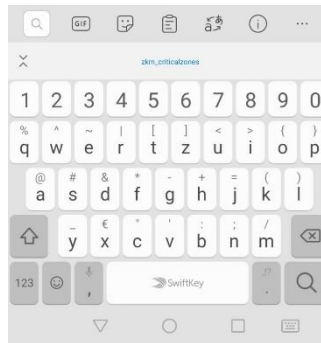


3.

Joining a Telegram Group

To join a telegram group:

1. Enter the group name in the search field, for example 'zkm_criticalzones'.
2. Click on the corresponding group name that appears as a result.
3. Click on 'Join' to become a member of the group.



1.

2.

3.